

## COVID-19 Update April 20, 2020

As of **April 20, 2020**, a total of **19815** laboratory-confirmed cases of COVID-19 have been reported among Connecticut residents (Figure 1). **One thousand nine hundred one** patients are currently hospitalized. There have been **1331** COVID-19-associated deaths. Today's report includes catch up of cases and deaths reported since Thursday, April 16.

**Day-to-day changes reflect newly reported cases, deaths, and tests that occurred over the last several days to week.** All data in this report are preliminary; data for previous dates will be updated as new reports are received and data errors are corrected. Hospitalization data were collected by the Connecticut Hospital Association. Deaths\* reported to either the OCME or DPH are included in the daily COVID-19 update.

\*For public health surveillance, COVID-19-associated deaths include persons who tested positive for COVID-19 around the time of death and persons who were not tested for COVID-19 whose death certificate lists COVID-19 disease as a cause of death or a significant condition contributing to death.

Overall Summary	Total	Change Since Yesterday
Laboratory-Confirmed COVID-19 Cases	19815	+1853
COVID-19-Associated Deaths	1331	+204
Patients Currently Hospitalized with COVID-19	1919	+18
Patients tested for COVID-19	62806	+3047

### COVID-19 Cases and Associated Deaths by County of Residence

*As of 04/20/20 2:30pm. Includes patients tested at the State Public Health Laboratory, hospital, and commercial laboratories.*

County	Laboratory-Confirmed COVID-19 Cases	COVID-19-Associated Deaths
Fairfield County	8320	512
Hartford County	3823	369
Litchfield County	639	58
Middlesex County	484	45
New Haven County	5272	301
New London County	356	13
Tolland County	299	27
Windham County	108	2
Pending address validation	514	4
<b>Total</b>	<b>19815</b>	<b>1331</b>

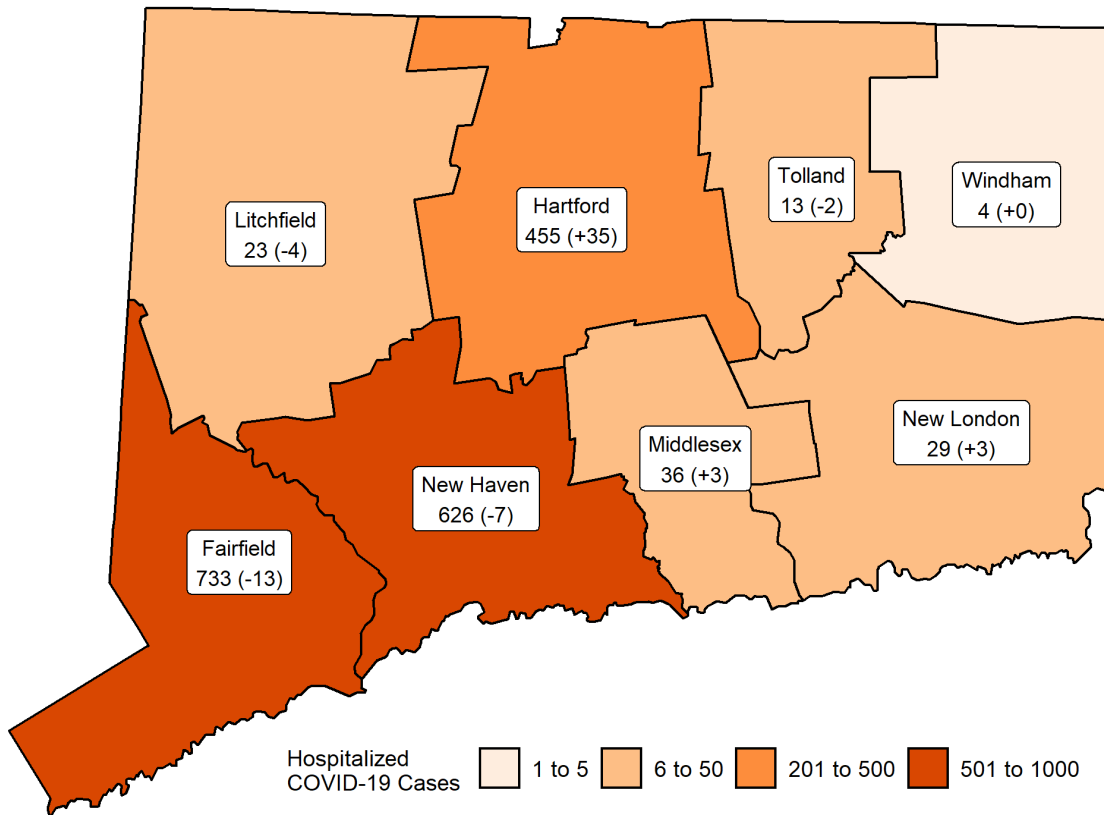
[National COVID-19 statistics](#) and information about [preventing spread of COVID-19](#) are available from the Centers for Disease Control and Prevention.

## Hospitalization Surveillance

The map below shows the number of patients currently hospitalized with laboratory-confirmed COVID-19 by county based on data collected by the Connecticut Hospital Association. The distribution is by location of hospital, not patient residence. The labels indicate the number of patients currently hospitalized with the change since yesterday in parentheses.

### Patients Currently Hospitalized by Connecticut County

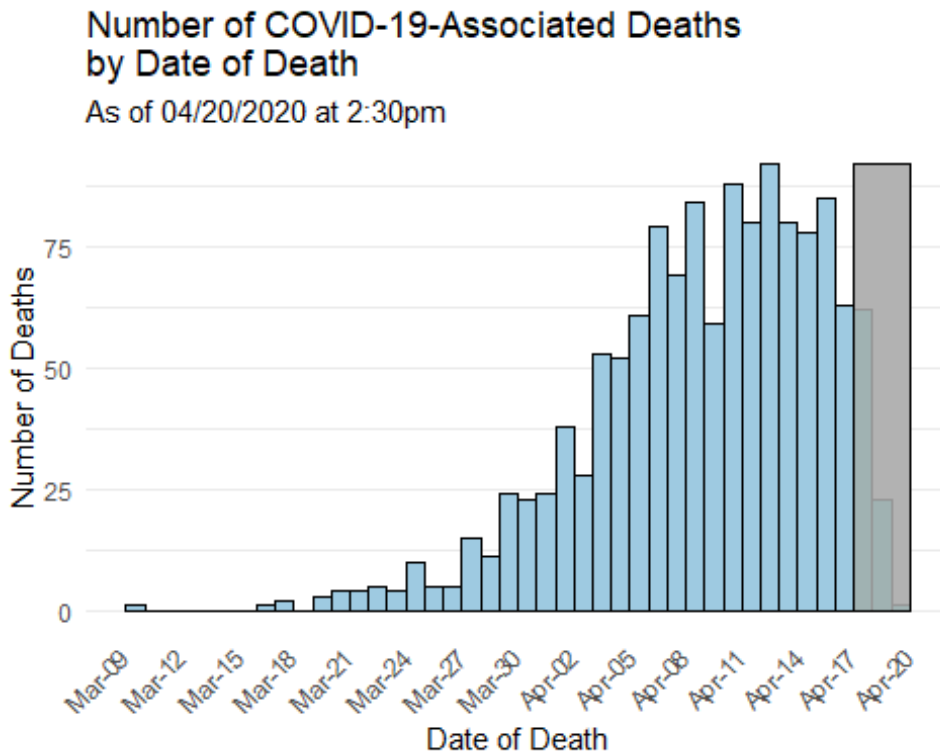
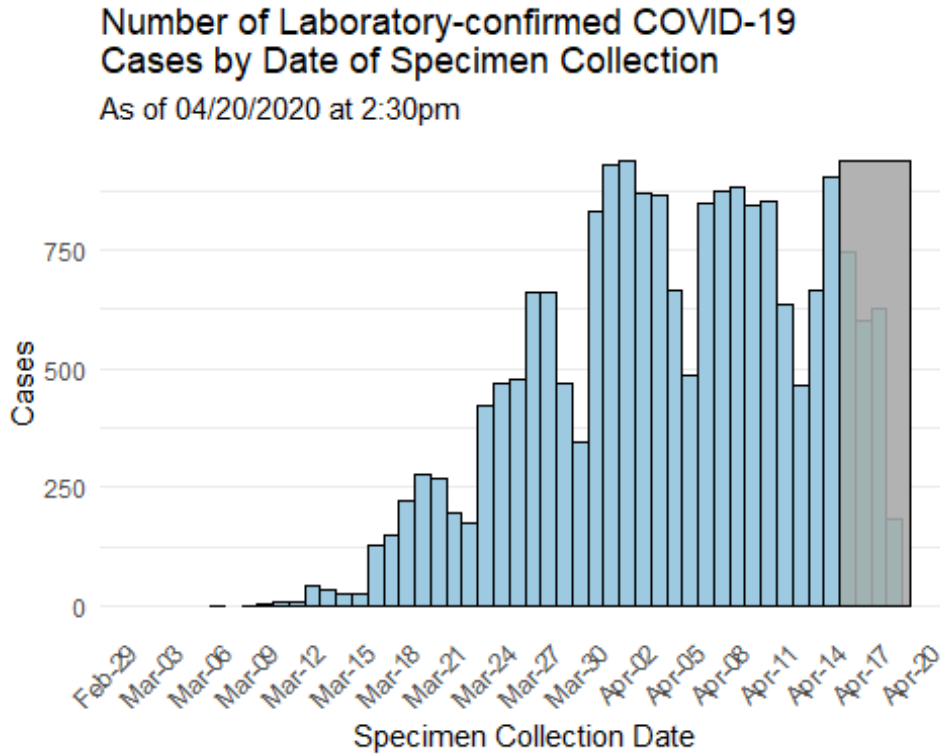
*Distribution by location of hospital not patient residence. Data from the Connecticut Hospital Association.*



More information about hospitalized cases of COVID-19 in New Haven and Middlesex Counties is available from [COVID-NET](#).

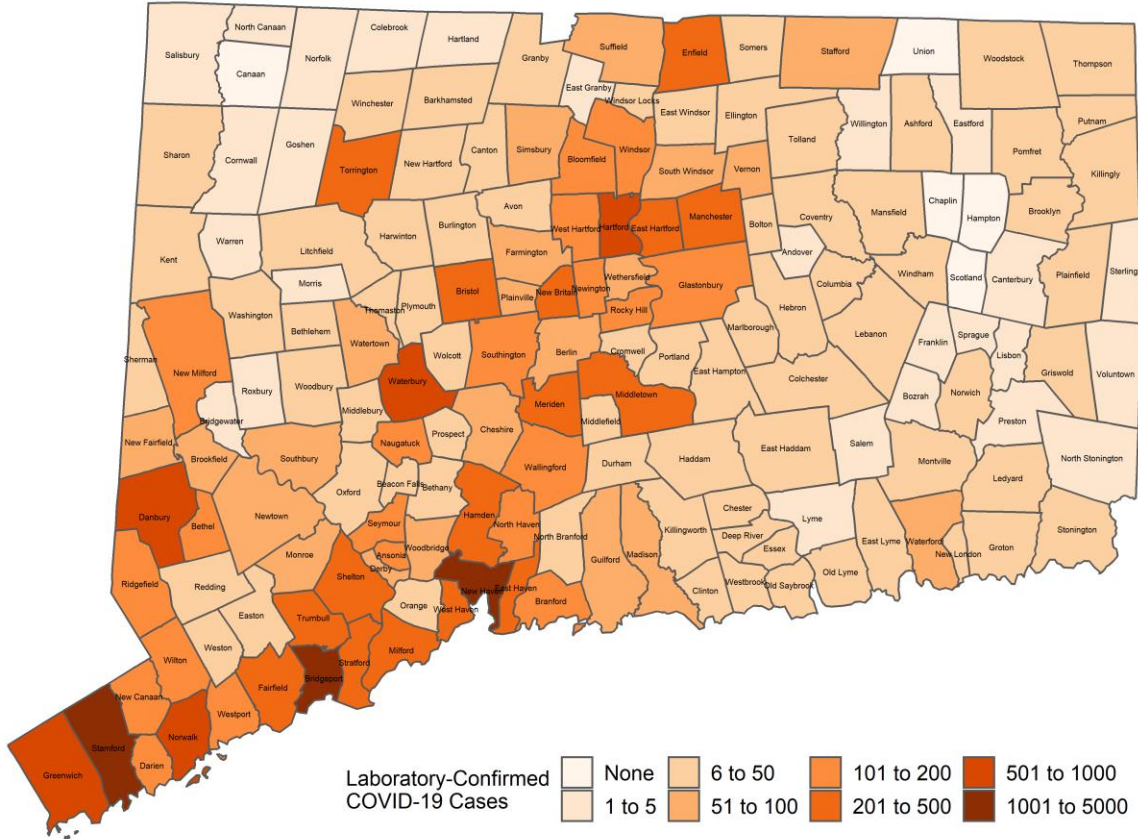
## Characteristics of Laboratory-Confirmed COVID-19 Cases and Associated Deaths

Test results may be reported several days after the result. Data are incomplete for most recent dates shaded in grey. Data from previous dates are routinely updated.



# Connecticut Towns with Confirmed Cases of COVID-19

Map does not include 514 cases pending address validation



All data are preliminary and subject to change.

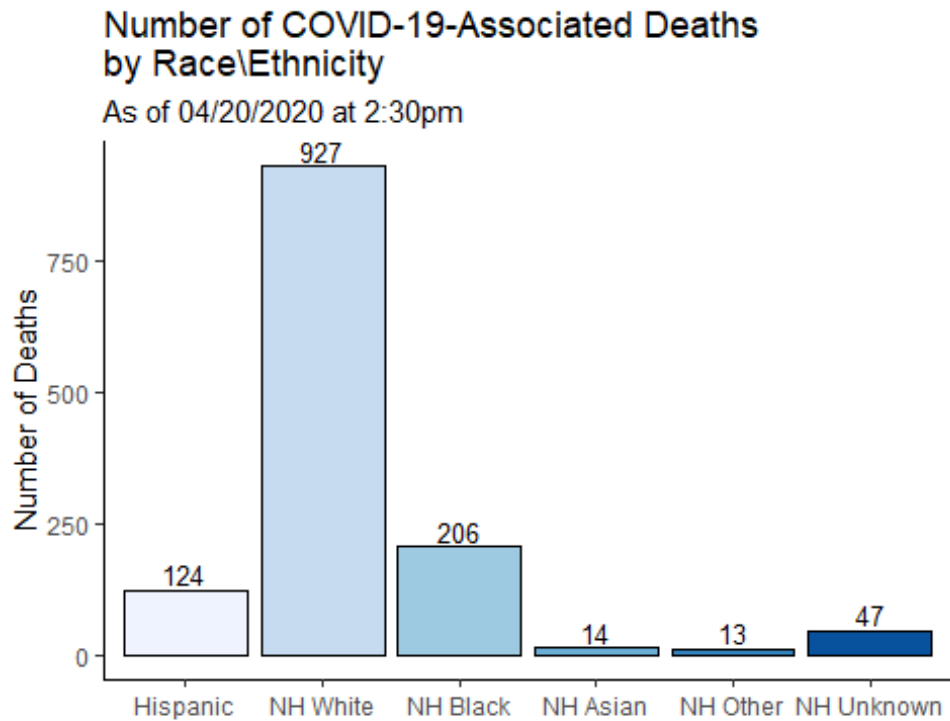
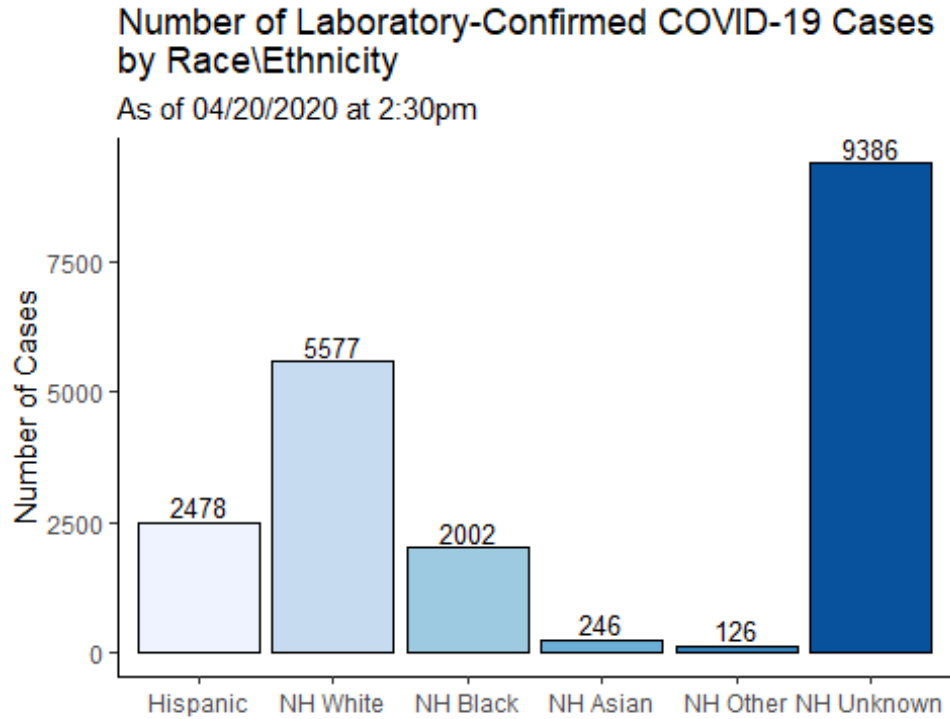
## APPENDIX A. Towns with Confirmed Cases of COVID-19

Table does not include 514 cases pending address validation

Town	Cases	Town	Cases	Town	Cases
Andover	2	Griswold	10	Prospect	26
Ansonia	128	Groton	36	Putnam	6
Ashford	8	Guilford	59	Redding	35
Avon	35	Haddam	16	Ridgefield	146
Barkhamsted	10	Hamden	424	Rocky Hill	159
Beacon Falls	22	Hampton	0	Roxbury	5
Berlin	71	Hartford	704	Salem	3
Bethany	15	Hartland	1	Salisbury	5
Bethel	129	Harwinton	18	Scotland	0
Bethlehem	8	Hebron	11	Seymour	129
Bloomfield	189	Kent	6	Sharon	10
Bolton	9	Killingly	17	Shelton	351
Bozrah	4	Killingworth	10	Sherman	10
Branford	197	Lebanon	9	Simsbury	56
Bridgeport	1356	Ledyard	8	Somers	32
Bridgewater	5	Lisbon	4	South Windsor	57
Bristol	271	Litchfield	14	Southbury	99
Brookfield	100	Lyme	1	Southington	129
Brooklyn	8	Madison	51	Sprague	2
Burlington	18	Manchester	249	Stafford	62
Canaan	0	Mansfield	10	Stamford	2046
Canterbury	2	Marlborough	22	Sterling	2
Canton	44	Meriden	205	Stonington	23
Chaplin	0	Middlebury	21	Stratford	421
Cheshire	82	Middlefield	7	Suffield	73
Chester	31	Middletown	218	Thomaston	31
Clinton	26	Milford	369	Thompson	10
Colchester	13	Monroe	61	Tolland	26
Colebrook	1	Montville	41	Torrington	215
Columbia	6	Morris	5	Trumbull	240
Cornwall	1	Naugatuck	110	Union	0
Coventry	19	New Britain	284	Vernon	93
Cromwell	34	New Canaan	115	Voluntown	3
Danbury	836	New Fairfield	72	Wallingford	137
Darien	149	New Hartford	13	Warren	1
Deep River	8	New Haven	1134	Washington	15
Derby	73	New London	50	Waterbury	872
Durham	18	New Milford	125	Waterford	82
East Granby	3	Newington	148	Watertown	54
East Haddam	10	Newtown	66	West Hartford	192
East Hampton	23	Norfolk	5	West Haven	499
East Hartford	260	North Branford	49	Westbrook	14
East Haven	231	North Canaan	2	Weston	46
East Lyme	24	North Haven	132	Westport	197
East Windsor	21	North Stonington	2	Wethersfield	94
Eastford	1	Norwalk	942	Willington	4
Easton	25	Norwich	27	Wilton	115
Ellington	25	Old Lyme	10	Winchester	29
Enfield	223	Old Saybrook	18	Windham	26
Essex	13	Orange	41	Windsor	200
Fairfield	300	Oxford	48	Windsor Locks	29
Farmington	90	Plainfield	11	Wolcott	48
Franklin	2	Plainville	69	Woodbridge	71
Glastonbury	124	Plymouth	33	Woodbury	24
Goshen	4	Pomfret	7	Woodstock	10
Granby	8	Portland	38		
Greenwich	562	Preston	2		

All data are preliminary and subject to change.

**APPENDIX B.** The following graphs show the number of cases and deaths by race and ethnicity. Categories are mutually exclusive. Cases answering 'yes' to more than one race category are counted as 'other'. Counts may not add up to total case counts as data on race and ethnicity may be missing. NH=Non-Hispanic

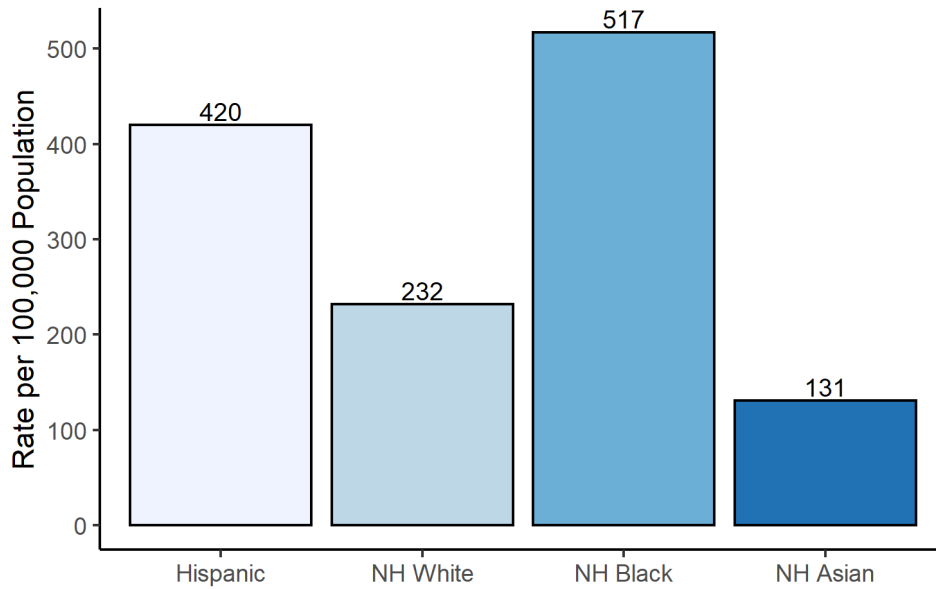


All data are preliminary and subject to change.

The following graphs show the rate of cases and deaths per 100,000 population by race and ethnicity. Population estimate from: [DPH Population Statistics](#). Categories are mutually exclusive. Cases answering 'yes' to more than one race category are counted as 'other'. Counts may not add up to total case counts as data on race and ethnicity may be missing. NH=Non-Hispanic

### Rate of Laboratory-Confirmed COVID-19 Cases by Race\Ethnicity

As of 04/20/2020 at 2:30pm



### Rate of COVID-19-Associated Deaths by Race\Ethnicity

As of 04/20/2020 at 2:30pm

